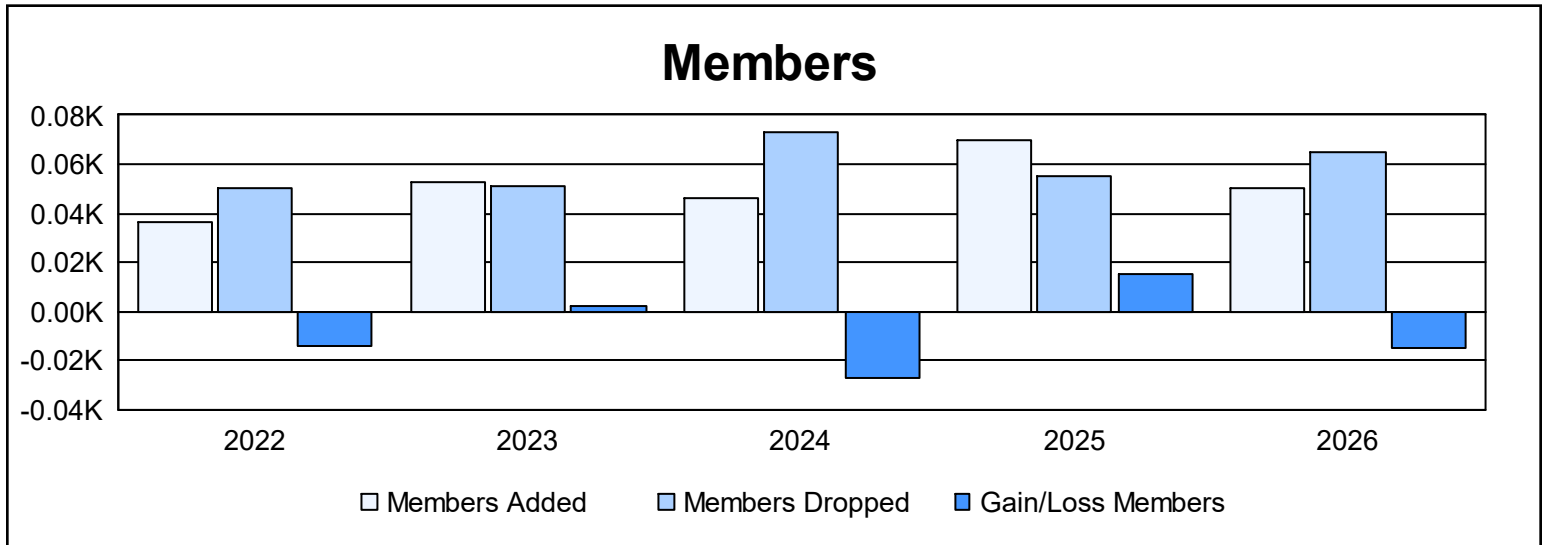
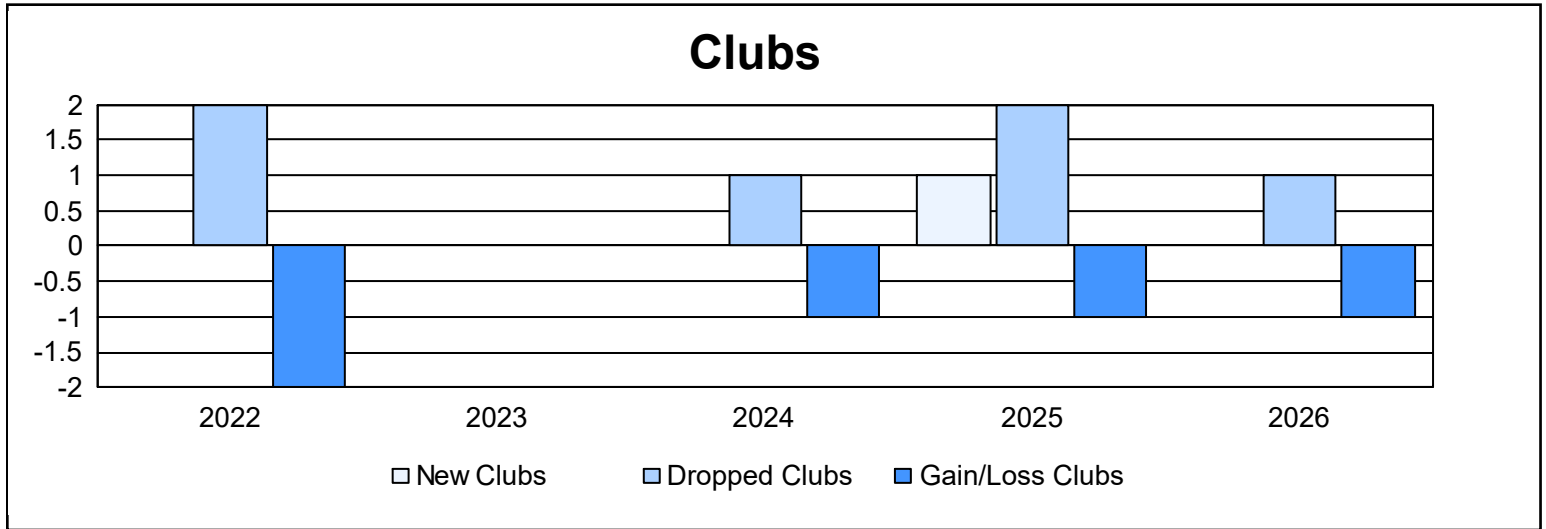
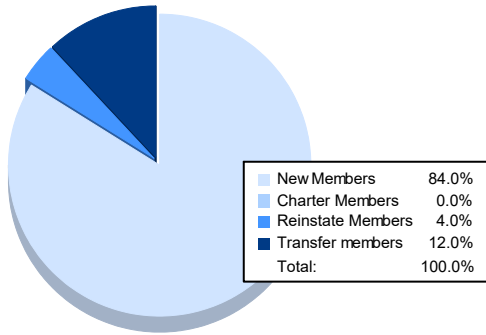


Year	New Clubs	Dropped Clubs	Gain/ Loss Clubs	New Members	Charter Members	Reinstate Members	Transfer Members	Total Member Added	Total Members Dropped	Gain/ Loss Members
2021-2022	0	2	-2	29	0	2	5	36	50	-14
2022-2023	0	0	0	48	1	2	2	53	51	2
2023-2024	0	1	-1	41	0	0	5	46	73	-27
2024-2025	1	2	-1	39	24	4	3	70	55	15
2025-2026	0	1	-1	42	0	2	6	50	65	-15
<b>Average</b>	<b>0</b>	<b>1</b>	<b>-1</b>	<b>40</b>	<b>5</b>	<b>2</b>	<b>4</b>	<b>51</b>	<b>59</b>	<b>-8</b>



### Membership Composition April 2026 Cumulative



### Gender Composition April 2026 Cumulative

